

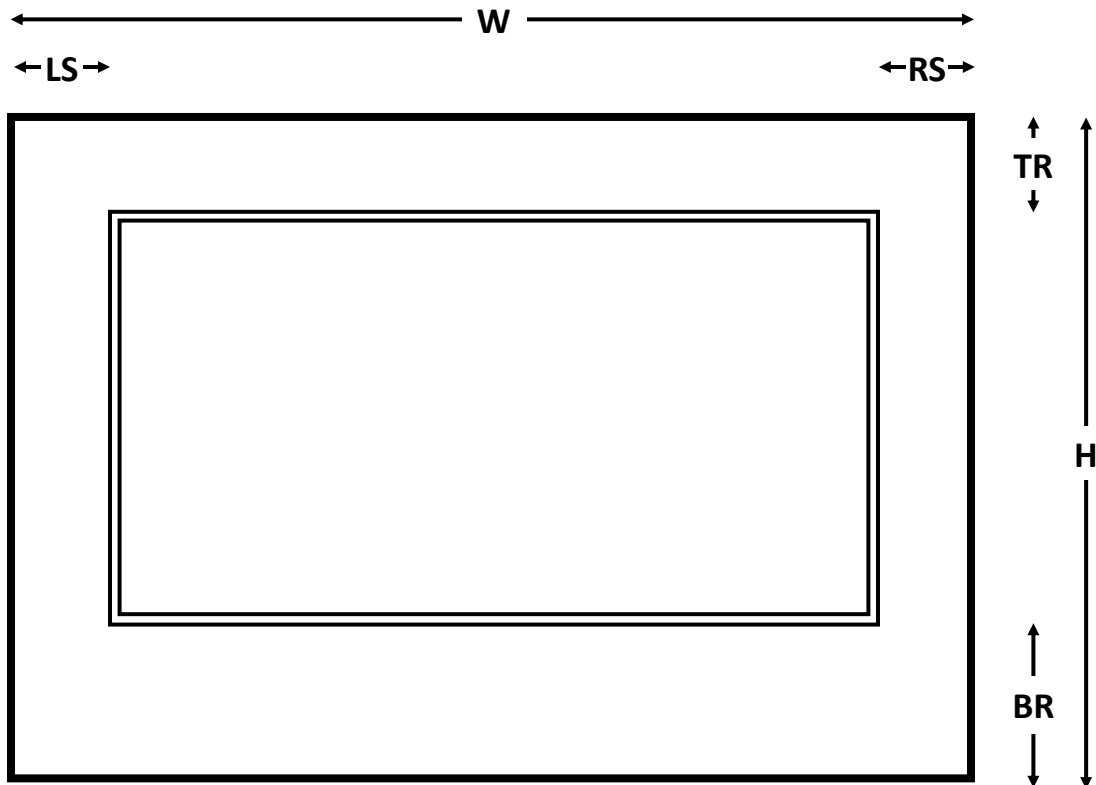


CANADIANA CABINETS
2712 Brown Line
Peterborough, ON

FIELDIED PANEL ORDER FORM

Job Number: _____ Item Number: _____ Door Style: _____
 Tag: _____ Wood Type: _____
 Dealer Code: _____ Colour: _____

ONE-PATTERN FIELDIED PANEL



Width (W): _____ *Custom pricing required for panels > 96" wide*

Height (H): _____ *Custom pricing required for panels > 42" high*

Thickness: Matches door style

Left Stile (LS): **Default / Specify** _____
Default matches door style (Can go up to an additional 1" to allow for scribe)

Right Stile (RS): **Default / Specify** _____
Default matches door style (Can go up to an additional 1" to allow for scribe)

Top Rail (TR): **Default / Specify** _____
Default matches door style

Bottom Rail (BR): **Default / Specify** _____
Default is door style + 4-1/4" (Can go up to 8" to allow for scribe)

Outside Profile: Square

Inside Profile: Matches door style

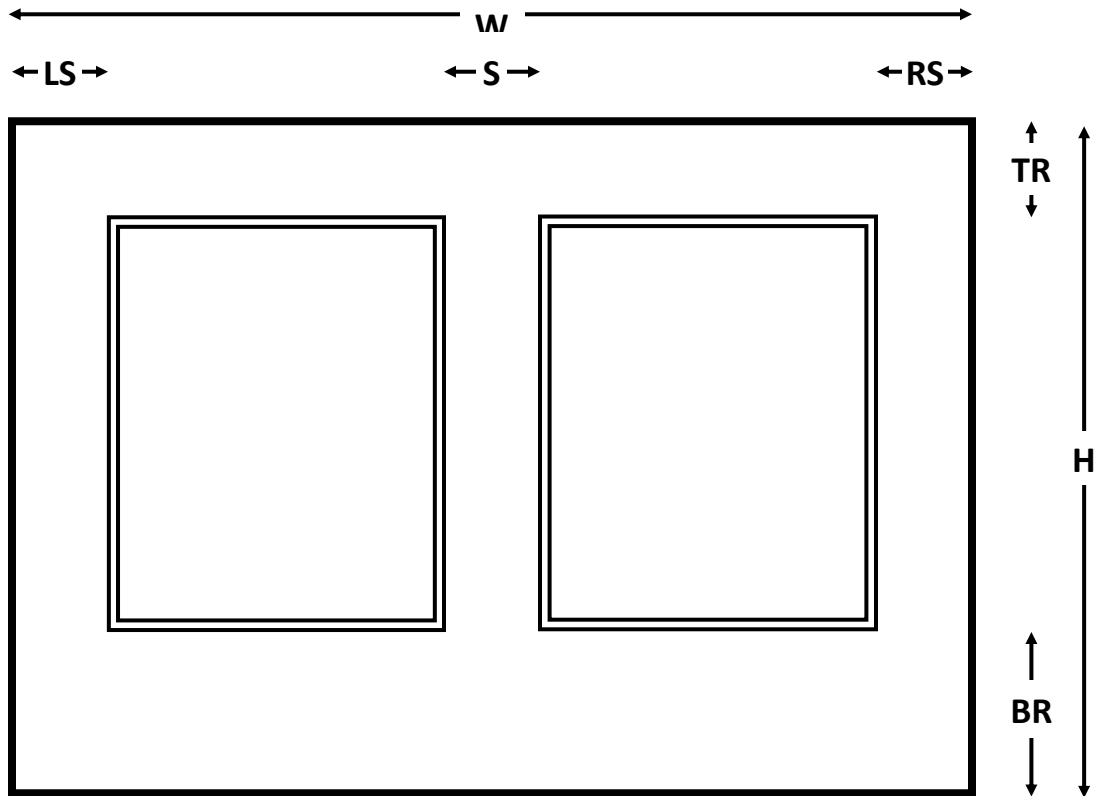


CANADIANA CABINETS
2712 Brown Line
Peterborough, ON

FIELDIED PANEL ORDER FORM

Job Number: _____ Item Number: _____ Door Style: _____
 Tag: _____ Wood Type: _____
 Dealer Code: _____ Colour: _____

TWO-PATTERN FIELDIED PANEL



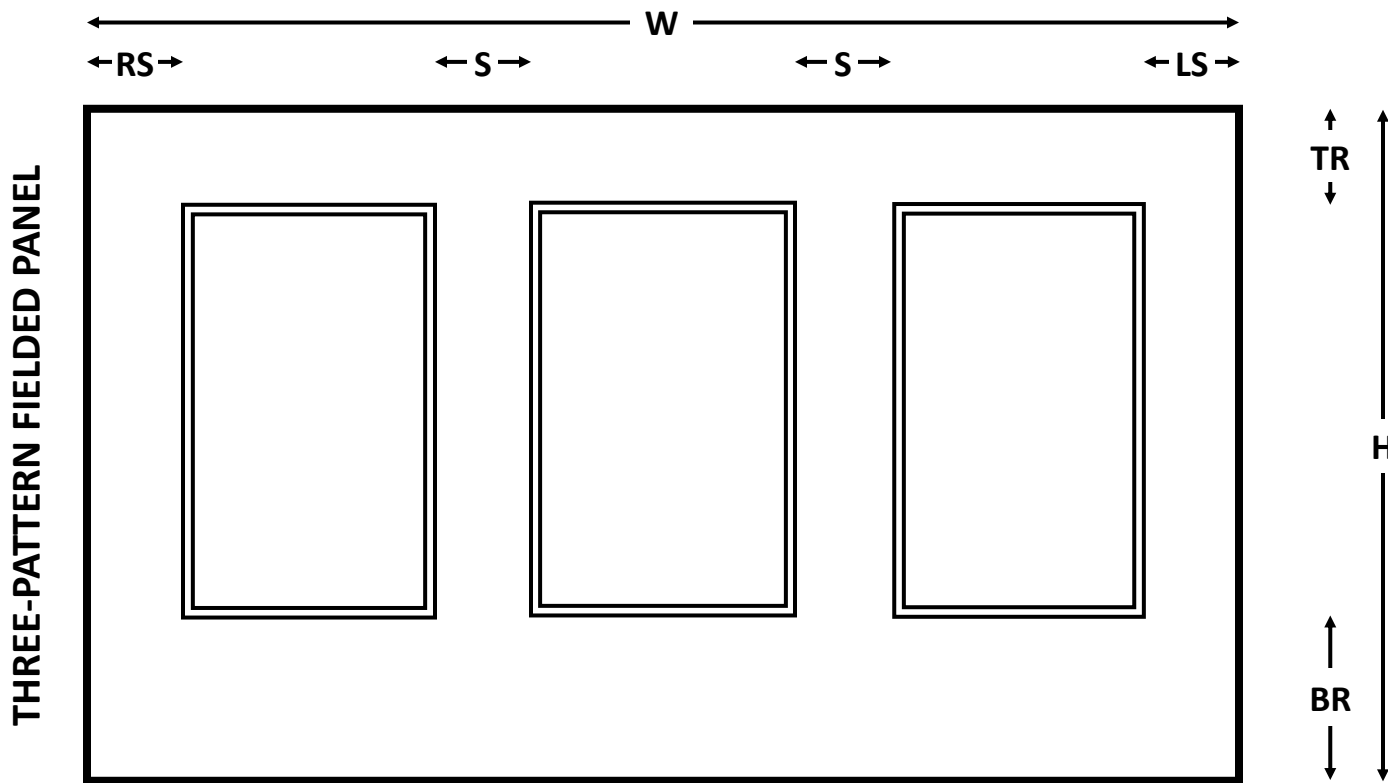
Width (W): _____ *Custom pricing required for panels > 96" wide*
Height (H): _____ *Custom pricing required for panels > 42" high*
 Thickness: Matches door style
Left Stile (LS): **Default / Specify** _____
Default matches door style (Can go up to an additional 1" to allow for scribe)
 Stile (S): Matches door style
Right Stile (RS): **Default / Specify** _____
Default matches door style (Can go up to an additional 1" to allow for scribe)
Top Rail (TR): **Default / Specify** _____
Default matches door style
Bottom Rail (BR): **Default / Specify** _____
Default is door style + 4-1/4" (Can go up to 8" to allow for scribe)
 Outside Profile: Square
 Inside Profile: Matches door style



CANADIANA CABINETS
2712 Brown Line
Peterborough, ON

FIELDIED PANEL ORDER FORM

Job Number: _____ Item Number: _____ Door Style: _____
 Tag: _____ Wood Type: _____
 Dealer Code: _____ Colour: _____



Width (W): _____ *Custom pricing required for panels > 96" wide*

Height (H): _____ *Custom pricing required for panels > 42" high*

Thickness: Matches door style

Left Stile (LS): **Default / Specify** _____
Default matches door style (Can go up to an additional 1" to allow for scribe)

Stile (S): Matches door style

Right Stile (RS): **Default / Specify** _____
Default matches door style (Can go up to an additional 1" to allow for scribe)

Top Rail (TR): **Default / Specify** _____
Default matches door style

Bottom Rail (BR): **Default / Specify** _____
Default is door style + 4-1/4" (Can go up to 8" to allow for scribe)

Outside Profile: Square

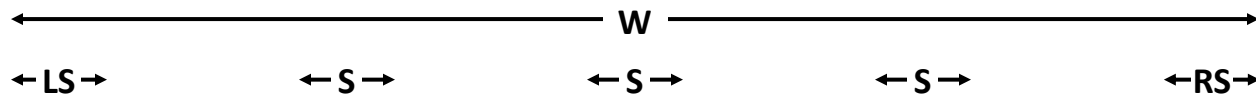
Inside Profile: Matches door style




CANADIANA CABINETS
2712 Brown Line
Peterborough, ON

FIELDIED PANEL ORDER FORM

Job Number: _____ Item Number: _____ Door Style: _____
 Tag: _____ Wood Type: _____
 Dealer Code: _____ Colour: _____



FOUR-PATTERN FIELDIED PANEL



Width (W): _____ *Custom pricing required for panels > 96" wide*

Height (H): _____ *Custom pricing required for panels > 42" high*

Thickness: Matches door style

Left Stile (LS): **Default / Specify** _____
Default matches door style (Can go up to an additional 1" to allow for scribe)

Stile (S): Matches door style

Right Stile (RS): **Default / Specify** _____
Default matches door style (Can go up to an additional 1" to allow for scribe)

Top Rail (TR): **Default / Specify** _____
Default matches door style

Bottom Rail (BR): **Default / Specify** _____
Default is door style + 4-1/4" (Can go up to 8" to allow for scribe)

Outside Profile: Square

Inside Profile: Matches door style



CANADIANA CABINETS
2712 Brown Line
Peterborough, ON

FIELDIED PANEL ORDER FORM

Job Number: _____ Item Number: _____

Tag: _____


Dealer Code: _____

Door Style: _____

Wood Type: _____

Colour: _____

TWO-PATTERN TALL FIELDIED PANEL



↑
TR
↓

Width (W): _____

Custom pricing required for panels > 36" wide

Height (H): _____

Custom pricing required for panels > 96" high

Thickness: Matches door style

Left Stile (LS): **Default / Specify** _____

Default matches door style

(Can go up to an additional 1" to allow for scribe)

Stile (S): Matches door style

Right Stile (RS): **Default / Specify** _____

Default matches door style

(Can go up to an additional 1" to allow for scribe)

Top Rail (TR): **Default / Specify** _____

Default matches door style

Rail (R): Matches door style

Bottom Rail (BR): **Default / Specify** _____

Default is Top Rail + 4-1/4"

(Can go up to 8" to allow for scribe)

Outside Profile: Square

Inside Profile: Matches door style

34 1/8"

↑
R
↓

↑
BR
↓

H

Two-pattern tall fieldied panels use the same door logic as Alternate Tall Cabinets. The bottom pattern (including the middle rail) will by default line up with full height base doors.

Any changes to this form must be approved by the Production Manager.



CANADIANA CABINETS
2712 Brown Line
Peterborough, ON

FIELDIED PANEL ORDER FORM

Job Number: _____ Item Number: _____

Tag: _____


Dealer Code: _____

Door Style: _____

Wood Type: _____

Colour: _____

THREE-PATTERN TALL FIELDIED PANEL



Width (W): _____
Custom pricing required for panels > 36" wide

Height (H): _____
Custom pricing required for panels > 96" high

Thickness: Matches door style

Left Stile (LS): **Default / Specify** _____
*Default matches door style
(Can go up to an additional 1" to allow for scribe)*

Stile (S): Matches door style

Right Stile (RS): **Default / Specify** _____
*Default matches door style
(Can go up to an additional 1" to allow for scribe)*

Top Rail (TR): **Default / Specify** _____
Default matches door style

Rail (R): Matches door style

Bottom Rail (BR): **Default / Specify** _____
*Default is Top Rail + 4-1/4"
(Can go up to 8" to allow for scribe)*

Outside Profile: Square

Inside Profile: Matches door style

Three-pattern tall fieldied panels use the same door logic as Tall Cabinets. The bottom pattern will by default line up with full height base doors. The top pattern will by default line up with the top door in a Tall Cabinet of the matching height.

Any changes to this form must be approved by the Production Manager.