

PANELS & TRIM

Index H 1

WOOD & PAINT

Finished Ends	H 2
Show Panels.....	H 4
Refrigerator Gables	H 4
Dishwasher Gable.....	H 4
Angled Veneer Desk Gable.....	H 4
Base End Gable	H 4
Beaded Panels.....	H 4, 18
Fillers	H 5
Profiled Fillers	H 6
Reveal Moulding	H 6
Bulkhead Buildup.....	H 6
90° Fillers	H 7
135° Fillers	H 8
225° Fillers	H 9
270° Fillers	H 10
Crown Starter.....	H 11
Trim Mouldings	H 12
Crown Mouldings	H 13
Light Valance	H 15
Window Valance	H 16
Toe Kick	H 17
Baseboard	H 17
Columns & Fillers	H 18
Legs	H 19
Eating Bar Supports.....	H 19
Furniture Legs & Feet	H 20
Veneer Tops.....	H 21
Butcher Block Tops.....	H 21
Floating Shelves	H 22

POLYESTER, THERMOFOIL & LAMINATE

Finished Ends.....	H 23
Show Panels.....	H 25
Refrigerator Gables.....	H 25
Dishwasher Gable.....	H 25
Angled Veneer Desk Gable	H 25
Base End Gable.....	H 25
Fillers	H 26
Reveal Moulding	H 26
Bulkhead Buildup.....	H 26
90° & 270° Fillers	H 27
Crown Starter.....	H 28
Trim Mouldings	H 29
Crown Mouldings	H 30
Light Valance.....	H 32
Toe Kick	H 33
Eating Bar Supports.....	H 33

© 2015 - 2020 Canadiana Cabinets Ltd | Revised August 2021



(705) 808-1038 Customer Service
(866) 376-4316 Fax

www.canadianacabinets.com

Panels & Trim H 1

FINISHED ENDS (FACTORY APPLIED)		WOOD & PAINT		
SPECIAL CONSIDERATIONS:		Pine = P	Maple = M Oak = O	Cherry = C Worm Maple = WM Painted = PAINT
CUSTOM SIZED FINISHED ENDS, PER SQ.FT.				
UPPER - 11 ¹³/₁₆" Deep	UFE09 UFE12 UFE15 UFE18 UFE21 UFE24 UFE27 UFE30 UFE33 UFE36 UFE39 UFE42 UFE45 UFE48			
UPPER - 13 ⁷/₈" Deep	UFE0914 UFE1214 UFE1514 UFE1814 UFE2114 UFE2414 UFE2714 UFE3014 UFE3314 UFE3614 UFE3914 UFE4214 UFE4514 UFE4814			



FINISHED ENDS (FACTORY APPLIED)		WOOD & PAINT		
SPECIAL CONSIDERATIONS:		Pine = P	Maple = M Oak = O	Cherry = C Worm Maple = WM Painted = PAINT
CUSTOM SIZED FINISHED ENDS, PER SQ.FT.				
UPPER DEEP - 23 5/8"	UDFE09 UDFE12 UDFE15 UDFE18 UDFE21 UDFE24 UDFE27 UDFE30 UDFE33 UDFE36 UDFE39 UDFE42 UDFE45 UDFE48			
BASE / EMPIRE / VANITY	BFE12 BFE VFE EFE			
TALL	TFE0864 TFE1264 TFE1864 TFE2164 TFE2464 TFE08 TFE12 TFE18 TFE21 TFE24			



OVERLAY PANELS

WOOD & PAINT

◆ Grain runs to height, Order W x H

OVERLAY PANELS *PER SQ. FT*

CODE - OP

RECOMMENDED OVERLAY PANEL DEPTH

Cabinet Depth + 7/8"
Cabinet Depth + Door Bumper (1/8") + Door Thickness (3/4")

	<i>ACTUAL CABINET DEPTH</i>	OVERLAY PANEL DEPTH
CD-12	11 13/16"	12 11/16"
CD-14	13 7/8"	14 3/4"
CD-15	15 7/16"	16 5/16"
CD-18	17 5/8"	18 1/2"
CD-21	20 5/8"	21 1/2"
CD-24	23 5/8"	24 1/2"

RECOMMENDED OVERLAY PANEL HEIGHT

Cabinet Depth + 7/8"
Cabinet Height - Toe Kick Height

	<i>CABINET HEIGHT</i>	<i>TOE KICK HEIGHT</i>	OVERLAY PANEL HEIGHT
BASE	34 1/2"	4 1/4"	30 1/4"
VANITY	30 1/2"	6 1/4"	24 1/4"
EMPIRE VANITY	33 1/2"	6 1/4"	27 1/4"
84" TALL	84"	4 1/4"	79 3/4"
87" TALL	87"	4 1/4"	82 3/4"
90" TALL	90"	4 1/4"	85 3/4"
93" TALL	93"	4 1/4"	88 3/4"
96" TALL	96"	4 1/4"	91 3/4"

© 2015 - 2020 Canadiana Cabinets Ltd | Revised August 2021



For more Details about OVERLAY PANELS, please see the Overlay Panel Pages in J - SPECIFICATIONS

(705) 808-1038 Customer Service
 (866) 376-4316 Fax

www.canadianacabinets.com

Panels & Trim H 4

FINISHED PANELS			WOOD & PAINT			
SPECIAL CONSIDERATIONS: ♦ Grain runs to height, order w x h ♦ 42" w X 96" h maximum size			Pine = P		Maple = M Oak = O	Cherry = C Worm Maple = WM Painted = PAINT
CABINET COMPONENTS			FINTOP FINBOT FINBACK			
SHOW PANELS PER SQ. FT Finished one side only (no return) all edges taped <i>as requested</i>			SP1F1/4 SP1F5/8 SP1F3/4			
SHOW PANELS PER SQ. FT Finished two sides all edges taped <i>as requested</i>			SP2F5/8 SP2F3/4			
THICK SHOW PANELS PER SQ. FT Finished two sides all edges taped <i>as requested</i>			1" Thick 1 ½" Thick 2" Thick	SPT1 SPT1.5 SPT2		
REFRIGERATOR END PANEL Finished two sides edges taped two 96"			11 ¹³ / ₁₆ " W 23 ⁵ / ₈ " W Up to 27" Deep (Specify Size) Up to 30" Deep (Specify Size)	REF12P5/8 REF12P3/4 REF24P5/8 REF24P3/4 REF27P5/8 REF27P3/4 REF30P5/8 REF30P3/4		
DISHWASHER GABLE Finished two sides + 2 Long Edges			23 ³ / ₄ " W x 36" H	DWG		
ANGLED VENEER DESK GABLE Finished two sides + front edge			24 ¹ / ₂ " W x 36" H	ADG		
LOOSE FINISHED BASE END GABLE Specify Left or Right finished side			23 ⁵ / ₈ " W x 34 ¹ / ₂ " H	LFBEGL		



FILLERS

WOOD & PAINT

SPECIAL CONSIDERATIONS:	Pine = P	Maple = M Oak = O	Cherry = C Worm Maple = WM Painted = PAINT
VENEER FILLER Width x Length x 5/8" Finished one face, 1 long edge	F318 F324 F330 F336 F342 F348 F360 F396 F618 F624 F630 F636 F642 F648 F660 F696		
SOLID WOOD FILLER Width x Length x 3/4" Finished All sides	WF318 WF324 WF330 WF336 WF342 WF348 WF360 WF396 WF618 WF624 WF630 WF636 WF642 WF648 WF660 WF696		

© 2015 - 2020 Canadiana Cabinets Ltd | Revised August 2021



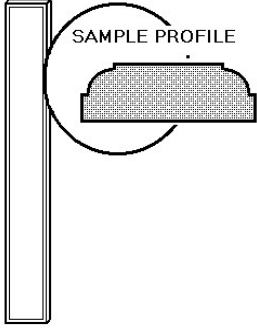


(705) 808-1038 Customer Service
 (866) 376-4316 Fax

www.canadianacabinets.com

Panels & Trim H 6

FILLERS

WOOD & PAINT

SPECIAL CONSIDERATIONS:	Pine = P	Maple = M Oak = O	Cherry = C Worm Maple = WM Painted = PAINT
<p>PROFILED WOOD FILLER</p> <p>Finished All Sides</p>  <p>CODE - PWF12 PWF15 PWF18 PWF21 PWF24 PWF27 PWF30 PWF33 PWF36 PWF39 PWF42 PWF45 PWF48 PWF60 PWF72 PWF77 PWF79.75 PWF85.75 PWF88.75 PWF91.75</p> <p>Sized for VTL78 Pantries Sized for VTL84 Pantries Sized for T84 Pantries Sized for T90 Pantries Sized for T93 Pantries Sized for T96 Pantries</p>			
<p>REVEAL MOULDING</p> <p>Finished front edge</p> <p>3" x 96" x 5/8"</p>  <p>CODE-RM8</p>			
<p>BULKHEAD BUILD UP</p> <p>Finished face, front edge</p> <p>3" x 96" x 5/8"</p>  <p>CODE-BB8</p>			

© 2015 - 2020 Canadiana Cabinets Ltd | Revised August 2021



(705) 808-1038 Customer Service
(866) 376-4316 Fax

www.canadianacabinets.com

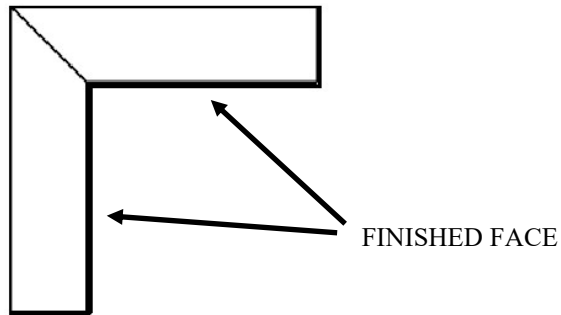
Panels & Trim H 7

FILLERS

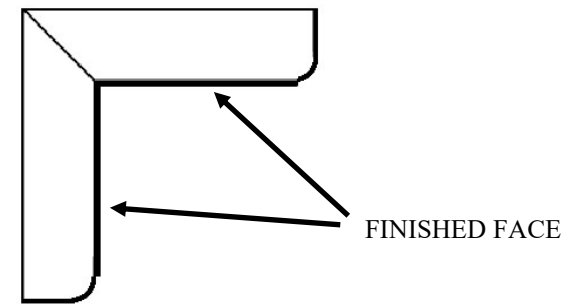
WOOD & PAINT

SPECIAL CONSIDERATIONS:	Pine = P	Maple = M Oak = O	Cherry = C Worm Maple = WM Painted = PAINT
90° FILLER 3" x 3" x Length x 5/8" Veneer Finished on face & all edges			
90° FILLER 3" x 3" x Length x 3/4" Solid Wood Finished on face & all edges			
90° PROFILED FILLER 3" x 3" x Length x 3/4" Solid Wood Finished on face & all edges			

90° Filler
90F xx, 90WF xx



90° Profiled Filler
90PWF xx



© 2015 - 2020 Canadiana Cabinets Ltd | Revised August 2021



(705) 808-1038 Customer Service
(866) 376-4316 Fax

www.canadianacabinets.com

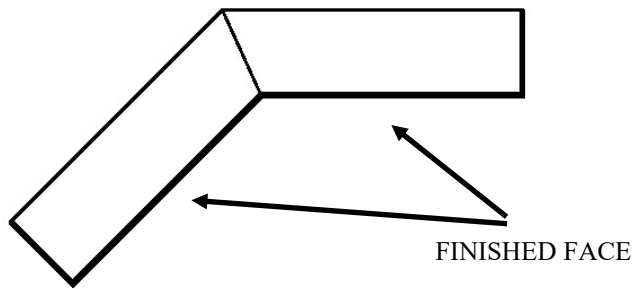
Panels & Trim H 8

FILLERS

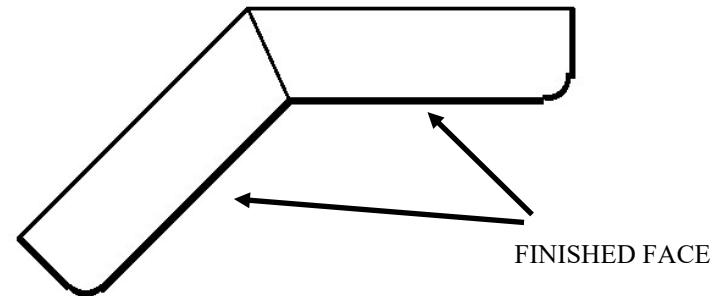
WOOD & PAINT

SPECIAL CONSIDERATIONS:	Pine = P	Maple = M Oak = O	Cherry = C Worm Maple = WM Painted = PAINT
135° FILLER 3"x 3" x Length x 5/8" Veneer Finished on face & all edges	CODE 135F24 135F36 135F42 135F60 135F96		
135° FILLER 3"x 3" x Length x 3/4" Solid Wood Finished on face & all edges	135WF24 135WF36 135WF42 135WF60 135WF96		
135° PROFILED FILLER 3"x 3" x Length x 3/4" Solid Wood Finished on face & all edges	135PWF24 135PWF36 135PWF42 135PWF60 135PWF96		

135° Filler
135F xx, 135WF xx



135° Profiled Filler
135PWF xx



© 2015 - 2020 Canadiana Cabinets Ltd | Revised August 2021



(705) 808-1038 Customer Service
(866) 376-4316 Fax

www.canadianacabinets.com

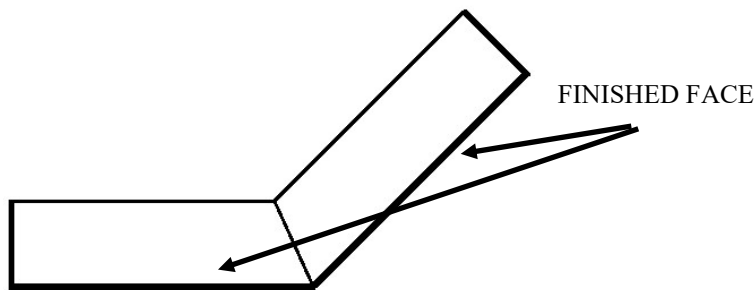
Panels & Trim H 9

FILLERS

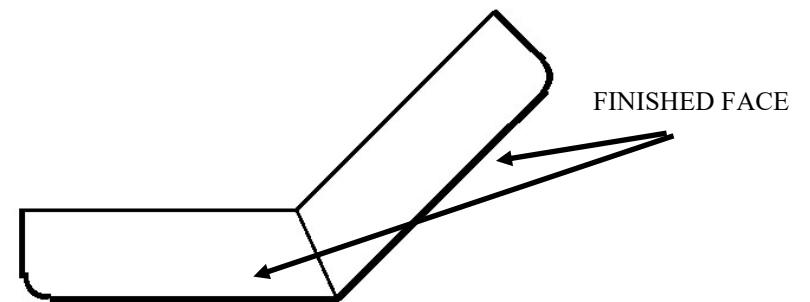
WOOD & PAINT

SPECIAL CONSIDERATIONS:	Pine = P	Maple = M Oak = O	Cherry = C Worm Maple = WM Painted = PAINT
	CODE		
225° FILLER 3"x 3" x Length x 5/8" Veneer Finished on face & all edges	225F24 225F36 225F42 225F60 225F96		
225° FILLER 3"x 3" x Length x 3/4" Solid Wood Finished on face & all edges	225WF24 225WF36 225WF42 225WF60 225WF96		
225° PROFILED FILLER 3"x 3" x Length x 3/4" Solid Wood Finished on face & all edges	225PWF24 225PWF36 225PWF42 225PWF60 225PWF96		

225° Filler
225F xx, 225WF xx



225° Profiled Filler
225PWF xx



© 2015 - 2020 Canadiana Cabinets Ltd | Revised August 2021



(705) 808-1038 Customer Service
(866) 376-4316 Fax

www.canadianacabinets.com

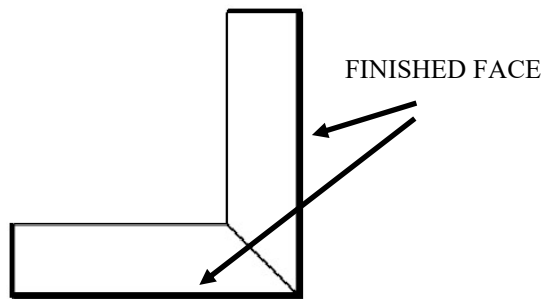
Panels & Trim H 10

FILLERS

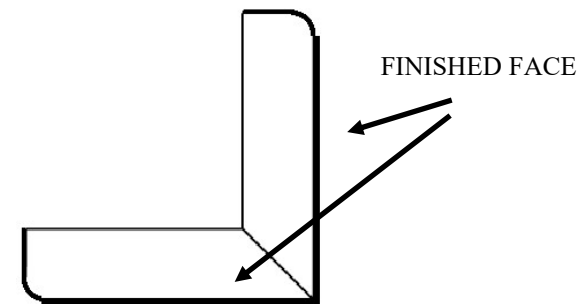
WOOD & PAINT

SPECIAL CONSIDERATIONS:	Pine = P	Maple = M Oak = O	Cherry = C Worm Maple = WM Painted = PAINT
	CODE		
270° FILLER 3"x 3" x Length x 5/8" Veneer Finished on face & all edges	270F24 270F36 270F42 270F60 270F96		
270° FILLER 3"x 3" x Length x 3/4" Solid Wood Finished on face & all edges	270WF24 270WF36 270WF42 270WF60 270WF96		
270° PROFILED FILLER 3"x 3" x Length x 3/4" Solid Wood Finished on face & all edges	270PWF24 270PWF36 270PWF42 270PWF60 270PWF96		

270° Filler
270F xx, 270WF xx



270° Profiled Filler
270PWF xx



© 2015 - 2020 Canadiana Cabinets Ltd | Revised August 2021



(705) 808-1038 Customer Service
(866) 376-4316 Fax

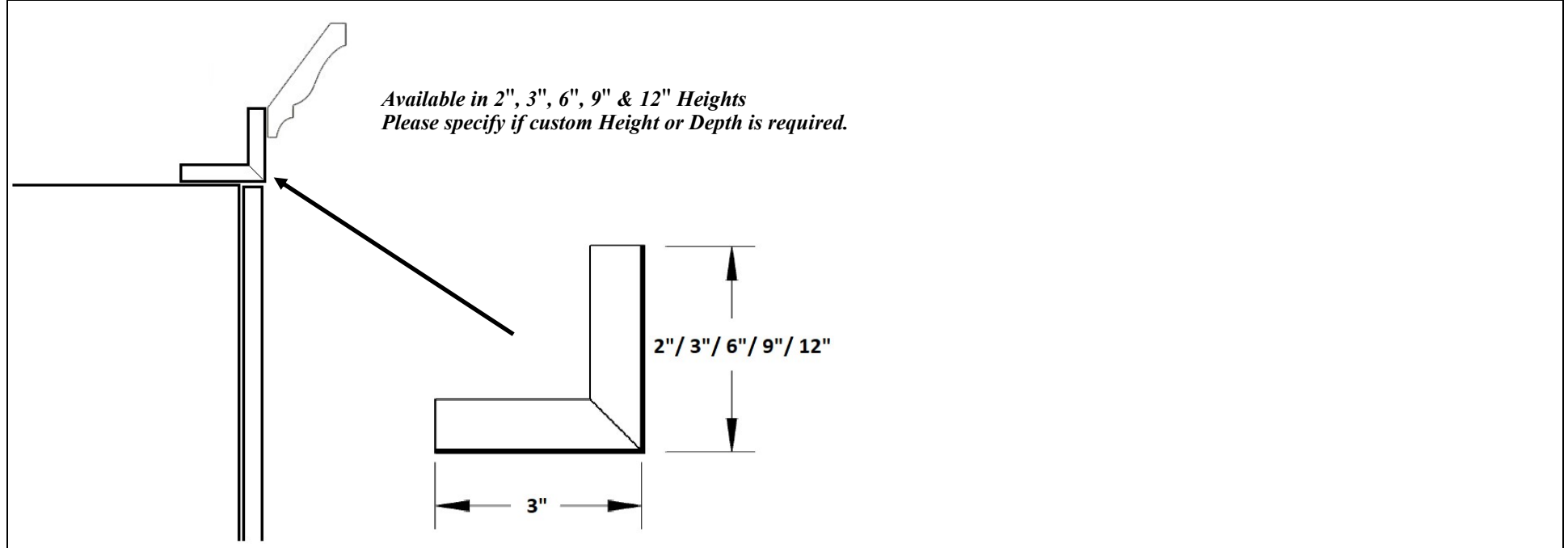
www.canadianacabinets.com

Panels & Trim H 11

CROWN STARTER MOULDING

WOOD & PAINT

SPECIAL CONSIDERATIONS:	Pine = P	Maple = M Oak = O	Cherry = C Worm Maple = WM Painted = PAINT
<p>CROWN STARTER Finished 2 faces</p> <p style="text-align: right;">CODE</p> <p style="text-align: center;"> 2" h x 3" d x 96" CSM2 3" h x 3" d x 96" CSM3 6" h x 3" d x 96" CSM6 9" h x 3" d x 96" CSM9 12" h x 3" d x 96" CSM12 </p>			



© 2015 - 2020 Canadiana Cabinets Ltd | Revised August 2021




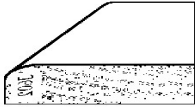
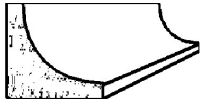

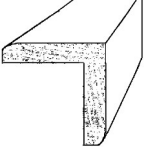

(705) 808-1038 Customer Service
(866) 376-4316 Fax

www.canadianacabinets.com

Panels & Trim H 12

TRIM MOULDINGS

WOOD & PAINT

SPECIAL CONSIDERATIONS:	Pine = P	Maple = M Oak = O	Cherry = C Worm Maple = WM Painted = PAINT
BATTEN MOULDING Finished face, both edges $\frac{3}{4}" \times \frac{1}{4}" \times 96"$ 	CODE-BM8128		
SCRIBE MOULDING Finished face, both edges $1" \times \frac{3}{8}" \times 96"$ 	CODE-SCM6028		
COVE MOULDING Finished face, both edges $\frac{11}{16}" \times \frac{11}{16}" \times 96"$ 	CODE-COVE2018		
QUARTER ROUND MOULDING Finished face $\frac{3}{4}" \times \frac{3}{4}" \times 96"$ 	CODE-QRM2038		
OUTSIDE CORNER 90° Finished face & edges 1" x 1" x length 	CODE-OCM8 OCM4		
OUTSIDE CORNER 135° Finished face & edges $\frac{15}{16}" \times \frac{15}{16}" \times \text{length}$ 	CODE-OCM1358 OCM1354		

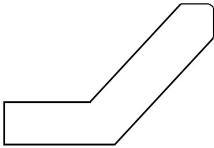
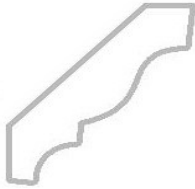
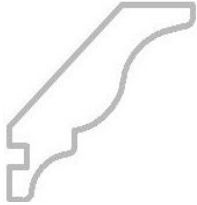
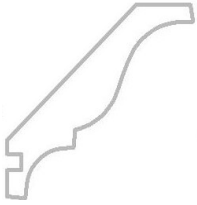
© 2015 - 2020 Canadiana Cabinets Ltd | Revised August 2021



(705) 808-1038 Customer Service
 (866) 376-4316 Fax

www.canadianacabinets.com

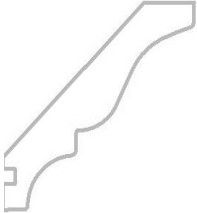
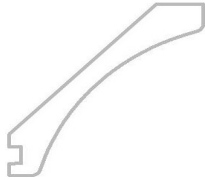
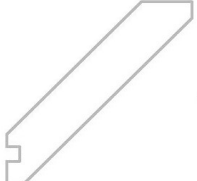

Panels & Trim H 13

CROWN MOULDING		WOOD & PAINT			
SPECIAL CONSIDERATIONS: Unless otherwise specified, Crown Moulding is sold <i>per foot</i> . Lengths may vary between 8' - 12'. Please specify the total quantity required (min 8'). If a specific length is required, please specify, and we will splice it together before finishing (A <i>CASSEM</i> Charge will apply) Add Shoe to Crown CODE-ASC.		Pine = P	Maple = M Oak = O	Worm Maple = WM	Cherry = C Painted = PAINT
CROWN MOULDING SHAKER 2 ½" rise 2" run @ 45°, with shoe 106" length Veneer wrapped MDF		CODE-CRMS106		N/A	N/A
CROWN MOULDING SOLID WOOD 1 ¾" rise 1 ⅞" run @ 45°, no shoe		CODE-CRM348	<i>per ft.</i>	<i>per ft.</i>	<i>per ft.</i>
CROWN MOULDING SOLID WOOD 2 ¼" rise 2 ¼" run @ 45°, no shoe **Wormy Maple: 2 ½" rise 2 ½" run @ 45°, no shoe		CODE-CRM841	<i>per ft.</i>	<i>per ft.</i>	<i>per ft.</i> **
CROWN MOULDING SOLID WOOD 2 ¾" rise 2 ¾" run @ 45°, no shoe		CODE-CRM301	<i>per ft.</i>	<i>per ft.</i>	<i>per ft.</i>



CROWN MOULDING

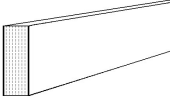
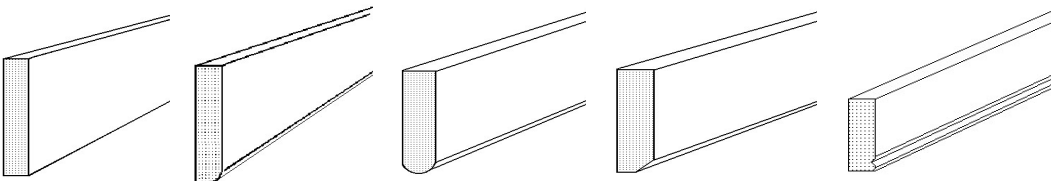
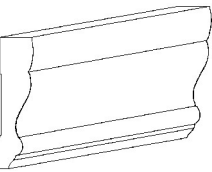
WOOD & PAINT

<p>SPECIAL CONSIDERATIONS: Unless otherwise specified, Crown Moulding is sold <i>per foot</i>. Lengths may vary between 8' - 12'. Please specify the total quantity required (min 8'). If a specific length is required, please specify. (Custom crown lengths <i>may</i> take longer to receive)</p> <p>Add Shoe to Crown <i>ASC</i> - \$7.00 <i>per foot</i>.</p>	Pine = P	Maple = M Oak = O	Worm Maple = WM	Cherry = C Painted = PAINT
<p>CROWN MOULDING SOLID WOOD 3" rise 3" run @ 45°, no shoe</p> <p>**Wormy Maple: 3 5/8" rise 3 5/8" run @ 45°, no shoe</p>  <p style="text-align: right;">CODE-CRM387</p>	<i>per ft.</i>	<i>per ft.</i>	<i>per ft.</i> **	<i>per ft.</i>
<p>CROWN MOULDING SOLID WOOD 3" rise 3" run @ 45°, no shoe</p>  <p style="text-align: right;">CODE-CRM312</p>	<i>per ft.</i>	<i>per ft.</i>	N/A	<i>per ft.</i>
<p>CROWN MOULDING SOLID WOOD 3" rise 3" run @ 45°, no shoe</p> <p>Use Code CUT CROWN to cut CRM889 down to a specified height. <i>up to 40ft of crown</i></p>  <p style="text-align: right;">CODE-CRM889</p>	<i>per ft.</i>	<i>per ft.</i>	N/A	<i>per ft.</i>
<p>CROWN MOULDING SOLID WOOD 1 7/8" rise 3 1/4" run, with shoe</p> <p>**Wormy Maple: 2" rise 3 5/8" run, with shoe</p>  <p style="text-align: right;">CODE -CRM113</p>	<i>per ft.</i>	<i>per ft.</i>	<i>per ft.</i> **	<i>per ft.</i>



VALANCES, SOLID WOOD

WOOD & PAINT

SPECIAL CONSIDERATIONS: Add Shoe - AS - \$4.75 per foot.	Pine = P	Maple = M Oak = O	Cherry = C Worm Maple = WM Painted = PAINT
LIGHT VALANCE, VENEER $2\frac{1}{2}'' \times \frac{5}{8}'' \times 8'$ Finished on 2 Faces, 1 Edge  Veneer Light Valance is available in 8' lengths.			
LIGHT VALANCE, SOLID WOOD $2\frac{1}{2}'' \times \frac{3}{4}'' \times 8'$ Finished all four sides  Solid Light Valance is available in 8' lengths. Please specify if you require a longer length, and add the code LVFT for each additional foot required (12' max length)	CODE LV28 LV38 LV48 LV58 LV68 LVFT		
LIGHT VALANCE, PROFILED, SOLID $2\frac{1}{2}'' \times \frac{3}{4}'' \times 8'$ Finished all four sides  Profiled Light Valance is available in 8' lengths. Please specify if you require a longer length, and add the code LVFT for each additional foot required. (12' max length)	CODE LVP8 LVFT		

© 2015 - 2020 Canadiana Cabinets Ltd | Revised August 2021



(705) 808-1038 Customer Service
 (866) 376-4316 Fax

www.canadianacabinets.com

Panels & Trim H 16

VALANCES, SOLID WOOD

WOOD & PAINT

SPECIAL CONSIDERATIONS:

Add Shoe - AS - \$4.75 per foot.

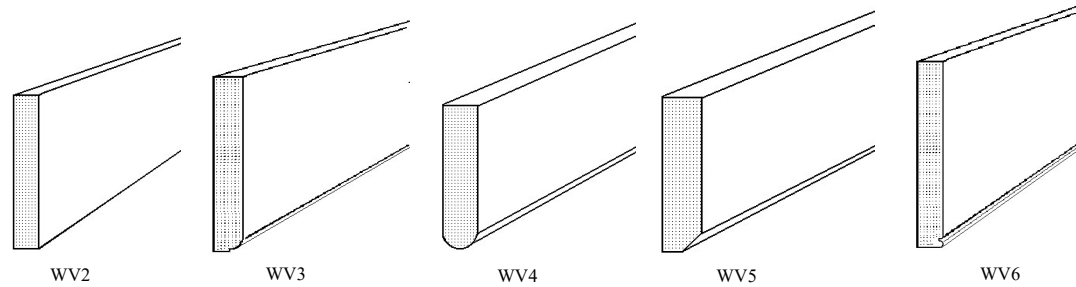
Pine = P

Maple = M
Oak = O

Cherry = C
Worm Maple = WM
Painted = PAINT

WINDOW VALANCE, SOLID WOOD

5 7/8" x 3/4" x length *priced per foot*
Finished all 4 Sides



CODE- WV2
WV3
WV4
WV5
WV6

per ft.

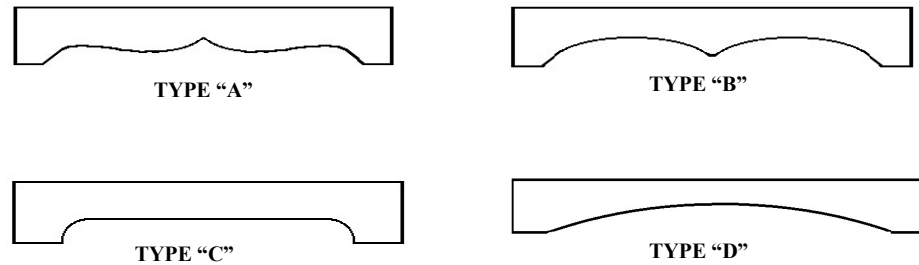
per ft.

per ft.

WINDOW VALANCE, PROFILED, SOLID WOOD

5 7/8" x 3/4" x length *priced per foot*

◆ 48" Wide valance will have 6" ends | Less then 48" wide valances will have 3" ends



CODE WVA
WVB
WVC
WVD
WVCUSTOM

per ft.

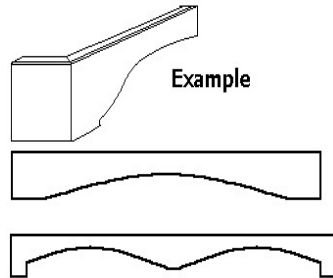
per ft.

per ft.


Note: For custom valance please provide a detailed drawing before ordering to ensure we can make what you require.



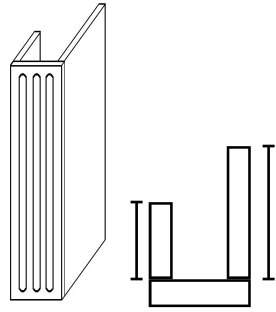
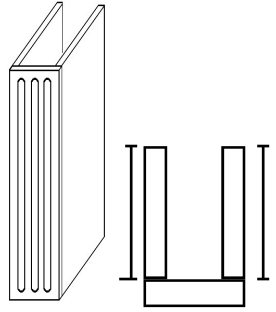
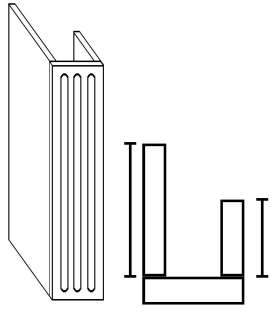
TOE KICK		WOOD & PAINT		
SPECIAL CONSIDERATIONS:		Pine = P	Maple = M Oak = O	Cherry = C Worm Maple = WM Painted = PAINT
KITCHEN TOE KICK 4 1/4" x 96" x 5/8" Finished on face, 10" of loose edge tape provided	CODE - KTOE			
VANITY TOE KICK 6 1/4" x 96" x 5/8" Finished on face, 13" of loose edge tape provided	CODE - VTOE			
BASEBOARD SOLID TOE KICK Kitchen Height - 4 1/4"H <i>priced per foot</i> Finished on face and top, Sealed/Painted on back and bottom (not sanded)	Square Edge KTOE2 Step Radius Edge KTOE3 Bullnose Edge KTOE4 Bevel Edge KTOE5 Beaded Edge KTOE6 Colonial Profile CTOE	<i>per ft.</i>	<i>per ft.</i>	<i>per ft.</i>
BASEBOARD SOLID TOE KICK Vanity Height - 6 1/4"H <i>priced per foot</i> Finished on face and top, Sealed/Painted on back and bottom (not sanded)	Square Edge VTOE2 Step Radius Edge VTOE3 Bullnose Edge VTOE4 Bevel Edge VTOE5 Beaded Edge VTOE6	<i>per ft.</i>	<i>per ft.</i>	<i>per ft.</i>
<i>Colonial Profile only available in 4 1/4" height</i> Add Shoe - SHOE - \$4.75 per foot. (eg. KTOE2SHOE-M)				
CUSTOM DESIGN FURNITURE KICK <i>priced per foot</i> Flush to front shaped per spec. This provides a finished furniture look on a free standing cabinet. It fits into the kick space and can be mitered around the corner. Please provide a detailed drawing, as this is made to your specifications. Chamfer edge will be done on top edge & square edge where kick meets the floor, unless noted otherwise.	FKTOE- VKTOE-	<i>per ft.</i>	<i>per ft.</i>	<i>per ft.</i>



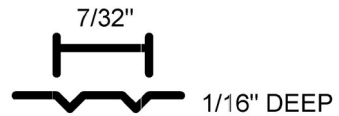
COLUMN ASSEMBLIES –FILLER CUSTOM ASSEMBLED COLUMN **WOOD & PAINT**

<p>SPECIAL CONSIDERATIONS: 5/8" panel per sq. ft. plus filler cost & add assembly charge for each column</p>	<p>Pine = P</p>	<p>Maple = M Oak = O</p>	<p>Cherry = C Worm Maple = WM Painted = PAINT</p>
<p>FLUTED FILLER CUSTOM W x L x 3/4"</p> <p>USE COLUMN ORDER FORM OR PROVIDE DETAILED DRAWING</p> <div style="display: flex; justify-content: space-between; align-items: center;">  <div style="text-align: right;"> <p>CODE - FFC</p> <p>ROSETTE ROUTERED (EA)</p> </div> </div>	<p><i>per sq. ft.</i></p>	<p><i>per sq. ft.</i></p>	<p><i>per sq. ft.</i></p>

COLUMN ASSEMBLIES –FILLER CUSTOM ASSEMBLED COLUMN

<div style="display: flex; justify-content: space-around; align-items: center;">    </div> <p style="text-align: center;">SPECIFY FRONT FILLER TYPE</p>	<div style="display: flex; justify-content: space-between;"> <div style="width: 45%;"> <p>Base & Upper Columns FCAC</p> <p>Tall, Angled Base &</p> <p>Angled Upper Columns FCAC2</p> <p>Angled Tall Columns FCACTA</p> </div> <div style="width: 45%; text-align: center;"> <p>USE COLUMN ORDER FORM</p> </div> </div>
---	---

VENEER PANEL MINI BEAD PER SQ. FOOT

<p>SPECIAL CONSIDERATIONS:</p> <p>♦ Note: Bead exposes core material, There may be a colour variation between veneer and core material depending on stain or finish.</p> <div style="text-align: center;">  <p>7/32" 1/16" DEEP</p> <p>Pattern 2" on centre</p> </div>	<p>Add groove to panel (2" centre) Priced per sq.ft.</p> <p style="text-align: center;">MINIBEAD</p> <p style="text-align: center;">USE PANEL ORDER FORM</p>
--	--















ACCESSORIES, SOLID WOOD **WOOD & PAINT**

SPECIAL CONSIDERATIONS:	SPECIAL CONSIDERATIONS: <i>Specify Length and Chamfer Dimensions (up to 42"H) (standard chamfer starts 4" from top and bottom)</i>	Pine = P	Maple = M Oak = O	Wormy Maple = WM	Cherry = C Painted = PAINT
<p>SQUARE LEGS</p>	<p>Square Leg - Laminated, Solid Wood</p> <p>2" x 2" SLS2 3" x 3" SLS3 4" x 4" SLS4</p>				
	<p>Square Leg - Laminated, Solid Wood w/ Chamfer</p> <p>2" x 2" SLC2 3" x 3" SLC3 4" x 4" SLC4</p>				
	<p>Square Leg - Mitred (hollow) Solid Wood</p> <p>3" x 3" SLHS3 4" x 4" SLHS4</p>				
	<p>Square Leg - Mitred (hollow), Solid Wood w/ chamfer</p> <p>3" x 3" SLHSC3 4" x 4" SLHSC4</p>				
	<p>Square Leg - Mitred (hollow), Veneer</p> <p>3" x 3" SLHV3 4" x 4" SLHV4</p>				
<p>EATING BAR SUPPORT</p>	<p>EBS - 1 1/4" Solid Wood, 9"x9" Available in all wood species and Paint <i>Eg: order "EBS-O" for Oak</i></p> <p>EBS Type A & B - 5/8" Veneer, 9"x9" Available in All Wood Species & Designer Melamine Colours</p>			<p>CODE EBS</p> <p>EBSA EBSB</p>	<p>PRICE</p>



ACCESSORIES, SOLID WOOD

WOOD & PAINT

				Oak = O	Maple = M	Cherry = C Painted = PAINT
FURNITURE FEET						
						
FOOT10	FOOT85	FOOT130	FOOT19			
						
FOOT120	FOOT140	QAL6	QAL29			
<p>4 7/8" x 4 3/4"H 4 3/8" x 2 3/4"H 3 3/4" x 4 1/2"H 2 7/8" x 4" H</p> <p>2 3/4" x 2 3/4" x 7"H 2 3/4" x 3 3/4" x 7"H</p> <p>6" H, 1 1/2" W 8" H, 2 3/8" W 12" H, 3 3/8" W 29" H, 4 1/4" W</p>				<p>Round Feet FOOT10 FOOT85 FOOT130 FOOT19</p> <p>Tapered Feet FOOT120 FOOT140</p> <p>Queen Anne Leg QAL6 QAL8 QAL12 QAL29</p>	N/A	N/A
TURNED LEG						
						
TLA	TLB	TLC	TLD			
<p>Width = W Height = H Top of Post = A Bottom of Post = B</p> <p>Turned Leg A W=2 1/4", H=29", A=8" TLA29</p> <p>Turned Leg B W=2 1/4", H=29", A=7 3/4" TLB29</p> <p>Turned Leg C30 W=3 1/2", H=30", A=3 1/2", B=5 1/4" TLC30</p> <p>Turned Leg C36 W=3 1/2", H=36", A=3 1/2", B=5 1/4" TLC36</p> <p>Split Half Leg (1 5/8" Deep)</p> <p>Split Turned Leg C30 W=3 1/2", H=30", A=3 1/2", B=5 1/4" TLCS30</p> <p>Split Turned Leg C36 W=3 1/2", H=36", A=3 1/2", B=5 1/4" TLCS36</p> <p>Turned Leg D29 W=3 1/2", H=29", A=4 1/2" TLD29</p> <p>Turned Leg D36 W=3 1/2", H=36", A=5 1/8" TLD36</p> <p>Split Half Leg (1 5/8" Deep)</p> <p>Split Turned Leg D29 W=3 1/2", H=29", A=4 1/2" TLDS29</p> <p>Split Turned Leg D36 W=3 1/2", H=36", A=5 1/8" TLDS36</p>				N/A	N/A	

© 2015 - 2020 Canadiana Cabinets Ltd | Revised August 2021



(705) 808-1038 Customer Service
 (866) 376-4316 Fax

www.canadianacabinets.com

Panels & Trim H 21

VENEER TOPS - (Minimum Charge 2 Sq Ft)					
SPECIAL CONSIDERATIONS: For raised eating bars order finished two sides if bottom is exposed. ♦ Grain runs to length ♦ Specify edges to be taped ♦ 48"w X 96"h maximum size		Pine = P	Maple = M Oak = O	Cherry = C Worm Maple = WM Painted = PAINT	HP Laminate = HP
(Minimum Charge 2 Sq Ft)					
		(finished 1 side) VENTOPF111/4			
		(finished 2 side) VENTOPF211/4			
		(finished 1 side) VENTOPF111/2			
		(finished 2 side) VENTOPF211/2			
		eg: for oak order "VENTOPF111/2-O 24" x 36"			
SOLID ¾" WOOD EDGE APPLIED TO VENEER TOP OR SHELIVING		PER/FT			
♦ Square edge unless otherwise noted on top form		CODE-SE			
To price a veneer top please use the following guidelines: ♦ For straight tops price to the nearest square foot. ♦ For "L" shaped tops square the entire area, this will include one joint or allow for the waste if cut from 1 piece of material. ♦ For more than one joint add \$28.00 per joint. (code-VENTOPMITRE) ♦ For ⅝" radius corners \$22.00 - radius up to 3" \$75.00 (Code-VENTOPRC) ♦ For clipped ends add \$19.50 per clip (code-VENTOPCE) ♦ For custom cutouts within a top with unfinished edges on cutout add \$27.00 per cutout (Code-VENTOPCUT1) ♦ For custom cutouts within a top with finished edges on cutout add \$65.00 per cutout (Code-VENTOPCUT2)					
Please use top order form to provide a detailed drawing showing all edges that require edging. This drawing will be used to build from. Poor detailing will hinder the completion of your order.					
SOLID MAPLE BUTCHER BLOCK TOPS (Unfinished)					
		Laminated maple top 1 ¼" thick square edge	LMT1.25		
		Laminated maple top 1 ½" thick square edge	LMT1.5		
		Shaped edge other than square per lin. ft.	LMTEGE	N/A	
Check for availability-some restrictions apply.		Rounded or angled corners each	LMTRC	N/A	
		Laminated maple deliver charge	LMDC	N/A	
Tops that exceed 25" x 48" ADD \$100.00 for additional packaging & freight					

1 Year Limited Warranty against workmanship & defects-provided care instructions followed

- 1) Periodically (once every several weeks, depending upon the use and household conditions), apply an even coat of mineral Oil to all sides (Especially the underside before installation) Sponge on with a rag.
- 2) DO NOT allow moisture of any type to stand on the block for long periods of time. Don't let fresh, wet meat lay on the top any longer than necessary. Brine, water & blood soak into the wood causing the block to expand, the wood to soften and affects the strength of the glued joints.
- 3) DO NOT cut fish or fowl on the work surface unless you have thoroughly followed step #1...as the moisture barrier must be intact prior to cutting any fish, seafood or fowl. ALWAYS CLEAN THOROUGHLY AFTER CUTTING FISH OR FOWL.



(705) 808-1038 Customer Service
 (866) 376-4316 Fax

www.canadianacabinets.com

Panels & Trim H 22

FLOATING SHELF with Concealed Shelf Support

2" THICK



Shelves will have front and side edges finished. Concealed Hanging Rail and Shelf Supports are provided with the shelf.

Custom widths available at no additional charge. Custom Depth Prices are listed.

SPECS

Standard Depth: 11 13/16"
 Min Shelf Width: 24"
 Max Shelf Width: 96"
 Min Shelf Depth: 8"
 Max Shelf Depth: 15 3/4"
 Thickness: 2"
 Weight Capacity: 44 - 66lbs / support (including shelf)

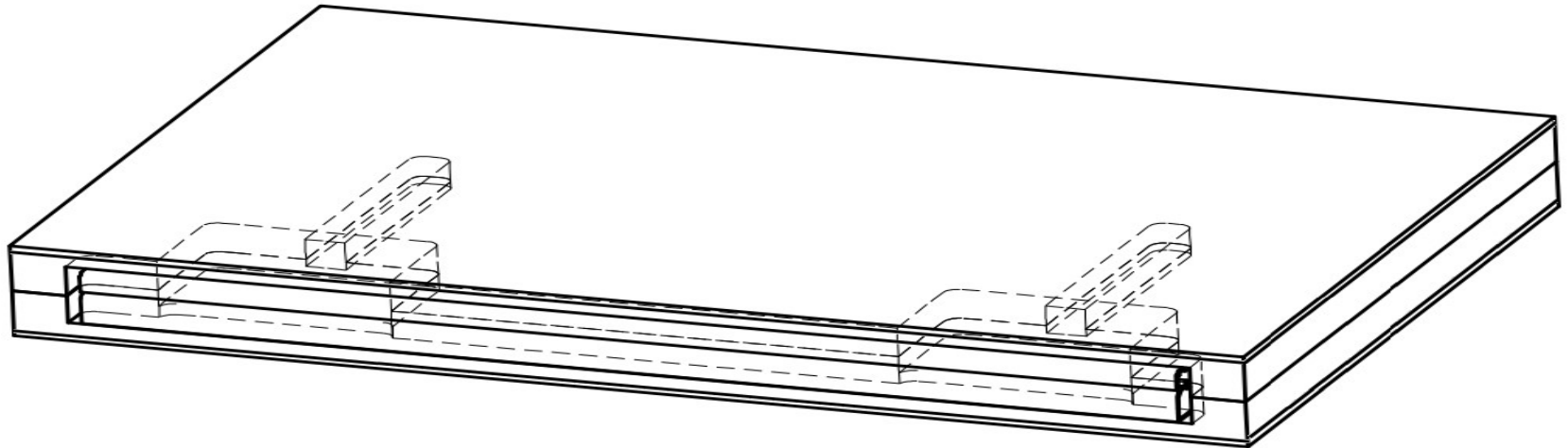
Custom Depth (min 8" - max 15 3/4")

11 13/16" Deep
 36" Wide
 60" Wide
 84" Wide
 96" Wide

CODE	PRICE
FLOATSH36	
FLOATSH60	
FLOATSH84	
FLOATSH96	
FLOATSHC36	
FLOATSHC60	
FLOATSHC84	
FLOATSHC96	
Shelf Width	Brackets Included
24" - 36"	2
37" - 60"	3
61" - 84"	5
85" - 96"	6

Available in the following species: *Maple (-M)*, *Wormy Maple (-WM)*, *Oak (-O)*, *Knotty Pine (-P)*, *Rustic Alder (-A)*, *Cherry (-C)*, *Walnut(-W)*, *Painted (-PAINT)*

Add the material code to the end of the product code ie: FLOATSH24-M



(705) 808-1038 Customer Service
 (866) 376-4316 Fax

www.canadianacabinets.com

Panels & Trim H 23

OVERLAY PANELS

DESIGNER MELAMINE, POLYESTER, THERMOFOIL

◆ Grain runs to height, Order W x H

OVERLAY PANELS PER SQ. FT

CODE - OP

RECOMMENDED OVERLAY PANEL DEPTH

Cabinet Depth + 7/8"
Cabinet Depth + Door Bumper (1/8") + Door Thickness (3/4")

	<i>ACTUAL CABINET DEPTH</i>	OVERLAY PANEL DEPTH
CD-12	11 13/16"	12 11/16"
CD-14	13 7/8"	14 3/4"
CD-15	15 7/16"	16 5/16"
CD-18	17 5/8"	18 1/2"
CD-21	20 5/8"	21 1/2"
CD-24	23 5/8"	24 1/2"

RECOMMENDED OVERLAY PANEL HEIGHT

Cabinet Depth + 7/8"
Cabinet Height - Toe Kick Height

	<i>CABINET HEIGHT</i>	<i>TOE KICK HEIGHT</i>	OVERLAY PANEL HEIGHT
BASE	34 1/2"	4 1/4"	30 1/4"
VANITY	30 1/2"	6 1/4"	24 1/4"
EMPIRE VANITY	33 1/2"	6 1/4"	27 1/4"
84" TALL	84"	4 1/4"	79 3/4"
87" TALL	87"	4 1/4"	82 3/4"
90" TALL	90"	4 1/4"	85 3/4"
93" TALL	93"	4 1/4"	88 3/4"
96" TALL	96"	4 1/4"	91 3/4"

© 2015 - 2020 Canadiana Cabinets Ltd | Revised August 2021



For more Details about OVERLAY PANELS, please see the Overlay Panel Pages in J - SPECIFICATIONS

(705) 808-1038 Customer Service
 (866) 376-4316 Fax

www.canadianacabinets.com




Panels & Trim H 24

FINISHED PANELS		DESIGNER MELAMINE, POLYESTER, THERMOFOIL		
SPECIAL CONSIDERATIONS: ♦ Grain runs to height, order w x h		Designer Mel = DM1	Designer Mel 2 = DM2	Designer Mel 3 =DM3
SHOW PANELS PER SQ. FT		SP2F5/8 SP2F3/4	 ¾" thick only	 ¾" thick only
REFRIGERATOR END PANEL		11 13/16"W 23 5/8"W Up to 27" Deep (Specify Size) Up to 30" Deep (Specify Size)	REF12P5/8 REF12P3/4 REF24P5/8 REF24P3/4 REF27P5/8 REF27P3/4 REF30P5/8 REF30P3/4	 ¾" thick only ¾" thick only
DISHWASHER GABLE		Finished two sides + 2 Long Edges	23 3/4"W x 36" H DWG	 ¾" thick only ¾" thick only
ANGLED VENEER DESK GABLE		Finished two sides + front edge	24 1/2"W x 36" H ADG	 ¾" thick only ¾" thick only
LOOSE FINISHED BASE END GABLE		Specify Left or Right finished side	23 5/8"W x 34 1/2" H LFB EGL	 ¾" thick only ¾" thick only



FILLERS

DESIGNER MELAMINE, POLYESTER, THERMOFOIL

SPECIAL CONSIDERATIONS:	Designer Mel = DM1	Designer Mel 2 = DM2	Designer Mel 3 =DM3
<p>FILLER Width x Length x 3/4"</p> <p>Finished one side, 1 long edge</p>  <p style="text-align: center;"> F318 F324 F330 F336 F342 F348 F360 F396 F618 F624 F630 F636 F642 F648 F660 F696 </p>		3/4" thick only	3/4" thick only
<p>REVEAL MOULDING 3" x 96" x 3/4"</p> <p>Finished front edge only</p> <p style="text-align: right;">CODE-RM8</p> 			
<p>BULKHEAD BUILD UP 3" x 96" x 3/4"</p> <p>Finished face, front edge</p> <p style="text-align: right;">CODE-BB8</p> 		3/4" thick only	3/4" thick only

© 2015 - 2020 Canadiana Cabinets Ltd | Revised August 2021



(705) 808-1038 Customer Service
 (866) 376-4316 Fax

www.canadianacabinets.com

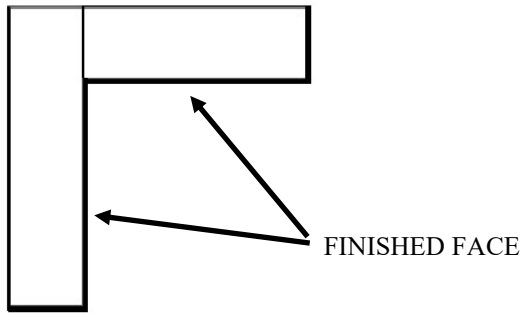
Panels & Trim H 26

FILLERS

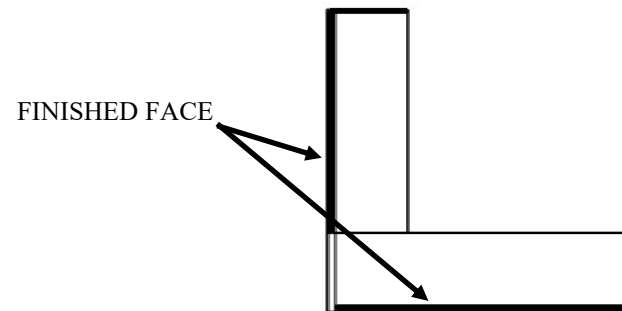
DESIGNER MELAMINE, POLYESTER, THERMOFOIL

SPECIAL CONSIDERATIONS:	Designer Mel = DM1	Designer Mel 2 = DM2	Designer Mel 3 =DM3
<p>90° FILLER 3"x 3" x Length x ¾" Melamine Finished on face & all edges</p> <p>90F24 90F36 90F42 90F60 90F96</p> <p>270° FILLER 3"x 3" x Length x ¾" Melamine Finished on face & all edges</p> <p>270F24 270F36 270F42 270F60 270F96</p>	<p>CODE</p>		

90° Filler
90F xx



270° Filler
270F xx



© 2015 - 2020 Canadiana Cabinets Ltd | Revised August 2021



(705) 808-1038 Customer Service
(866) 376-4316 Fax

www.canadianacabinets.com

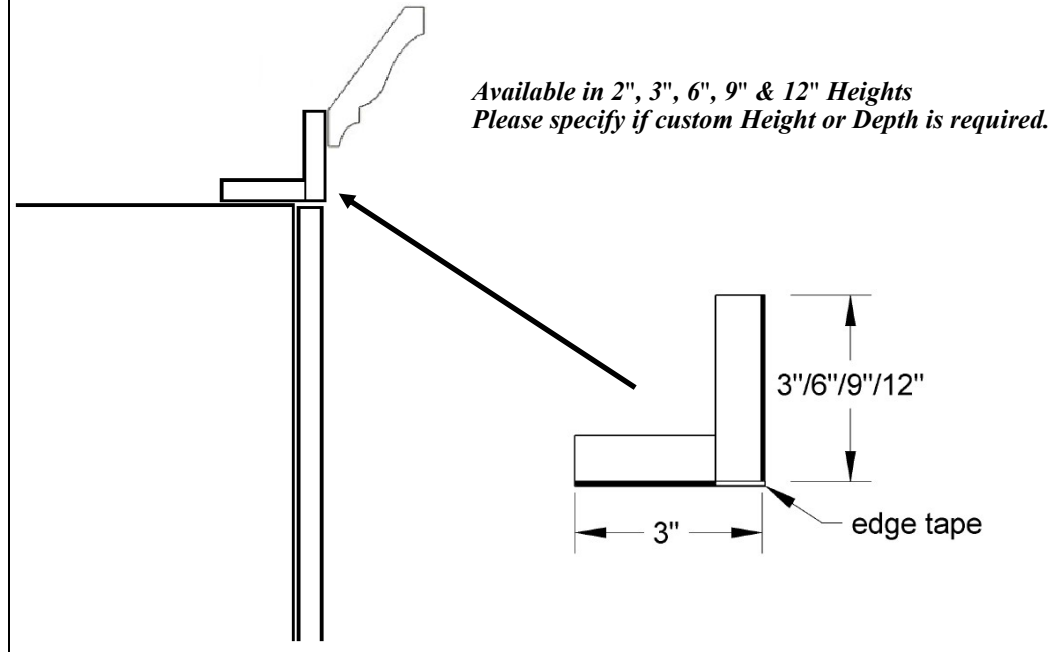
Panels & Trim H 27

CROWN STARTER MOULDING

DESIGNER MELAMINE, POLYESTER, THERMOFOIL

SPECIAL CONSIDERATIONS:	Designer Mel = DM1	Designer Mel 2 = DM2	Designer Mel 3 =DM3
<p>CROWN STARTER Finished 2 faces</p> <p style="text-align: center;"> 2" h x 3" d x 96" CSM2 3" h x 3" d x 96" CSM3 6" h x 3" d x 96" CSM6 9" h x 3" d x 96" CSM9 12" h x 3" d x 96" CSM12 </p>			

© 2015 - 2020 Canadiana Cabinets Ltd | Revised August 2021



(705) 808-1038 Customer Service
(866) 376-4316 Fax

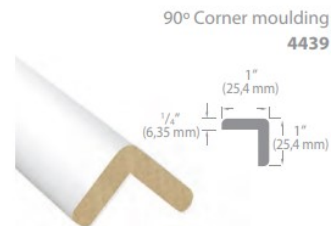
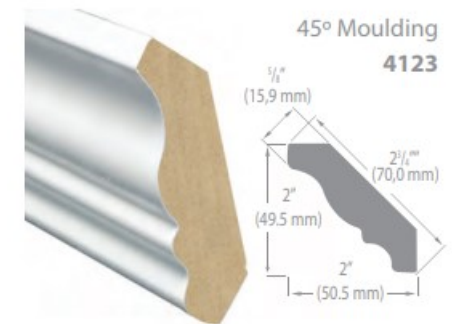
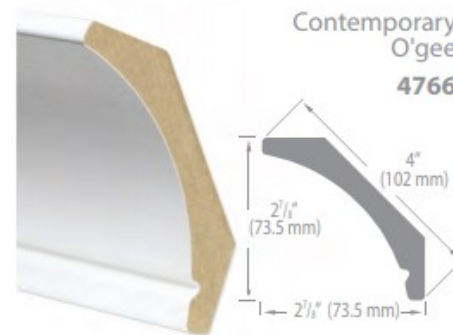

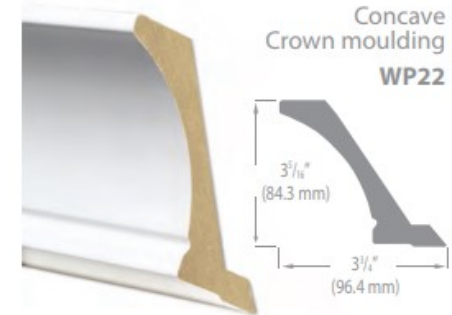
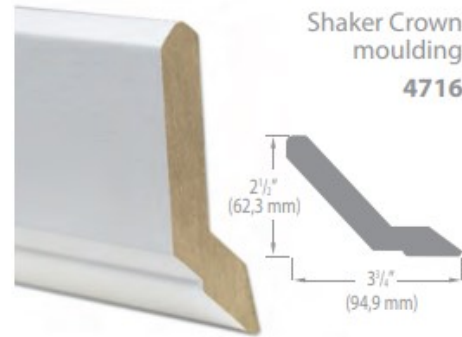

www.canadianacabinets.com

Panels & Trim H 28

CROWN, LIGHT VALANCE, TRIM MOULDINGS

POLYESTER, THERMOFOIL

Available in all Thermofoil & Polyester Colours



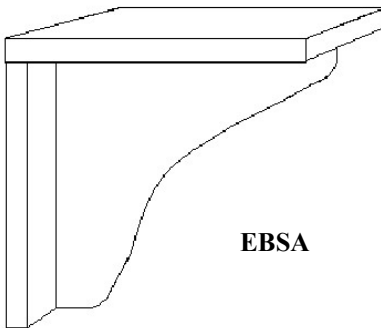
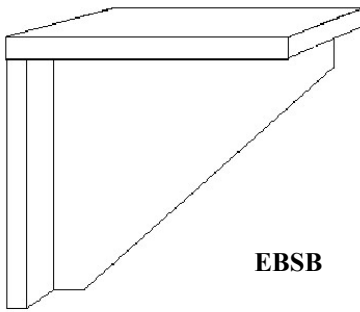
© 2015 - 2020 Canadiana Cabinets Ltd | Revised August 2021



(705) 808-1038 Customer Service
(866) 376-4316 Fax

www.canadianacabinets.com

Panels & Trim H 29

TRIM & ACCESSORIES		DESIGNER MELAMINE, POLYESTER, THERMOFOIL		
SPECIAL CONSIDERATIONS:		Designer Mel = DM1	Designer Mel 2 = DM2	Designer Mel 3 =DM3
		CODE		
LIGHT VALANCE, DESIGNER MELAMINE 2 ½" x ¾" x 96" Finished on 2 Faces, 1 Edge		LV138	¾" thick only	¾" thick only
KITCHEN TOE KICK 4 ¼" x 96" x ¾" Finished on face, 10" of loose edge tape provided		KTOE		
VANITY TOE KICK 6 ¼" x 96" x ¾" Finished on face, 13" of loose edge tape provided		VTOE	¾" thick only	¾" thick only
EATING BAR SUPPORT Type A & B - ¾" Designer Mel, 9" x 9" Available in All Designer Melamine Colours		EBSA EBSB		
 <p style="text-align: center;">EBSA</p>  <p style="text-align: center;">EBSB</p>				

